

English:

Task 1 :

Adjective – Write your qualities by making mind map.

Task2 :

Assessment on verbs

Homework :

Find adjectives from the following paragraph:

Sally's surprise birthday party was Saturday. Many children were there playing and eating sweet cake. Sally was happy as she opened her gifts from her good friends. We all played fun games and sang silly songs. At the end of the day, we hit a colorful piñata and scooped up yummy candy. It was an exciting day.

Maths:

Measurement (Length)

Day 1

Name : _____

Score : _____

Measuring Objects - Paper Clips

Measure each object using paper clips.




paper clips




paper clips



paper clips



paper clips



paper clips



paper clips

Measuring Objects using a Ruler | cm

Measure each object using the ruler.


1)



2)



3)



4)



5)



6)



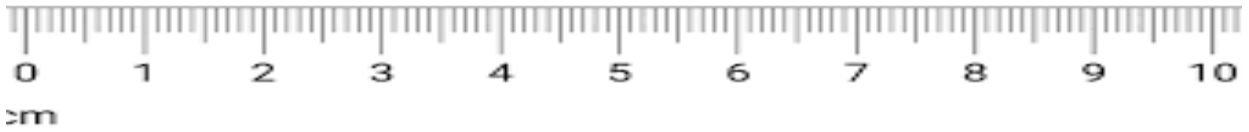
Choose any 5 objects of your choice and measure them using tools (for eg:

handspan, finger-width, cubit, pace, scale, measuring tape, paper clip, etc.) of your choice. Draw or paste the picture of the object chosen by you.

<u>Picture of Object</u>	<u>How did I measure?</u>	<u>Length</u>

Day 2

Length tells us how long an object is. To measure length fixed unit is used called **centimetre**.



Small objects are measured with ruler.

Standard unit of measurement is **metre**.

$$1 \text{ metre} = 100 \text{ centimetre}$$

$$1 \text{ m} = 100 \text{ cm}$$

Watch the video to understand more about length

<https://www.youtube.com/watch?v=sFr7o9X-Iwc>

Convert the following into **centimetre**:

- a) 15 m
- b) 30 m
- c) 87 m
- d) 29 m
- e) 52 m
- f) 63 m
- g) 46 m

For eg:

$$1 \text{ m} = 100 \text{ cm}$$
$$\therefore 58 \text{ m} = 58 \times 100$$
$$= 5800 \text{ cm}$$

Day 3

Convert the following into **metre**:

- a) 115 cm
- b) 309 cm
- c) 8270 cm
- d) 2900 cm
- e) 5208 cm
- f) 6003 cm

For eg:

$$100 \text{ cm} = 1 \text{ m}$$
$$\therefore 2058 \text{ cm} = 2058 \div 100$$
$$= 20 \text{ m } 58 \text{ cm}$$

g) 2546 cm

Hindi:

Day 1

कविता

तितली रानी

पृष्ठ संख्या ६९, ७० का कार्य कक्षा में कराया जायेगा ।

Day 2

कविता

तितली रानी

प्रश्नोत्तर-

प्रश्न१. तितली रंग कहाँ से लाती है ?

उत्तर.

प्रश्न२. बच्चा तितली से क्या चाहता है ?

उत्तर.

प्रश्न३. तितली का सुन्दर सा चित्र बनाओ और उसके बारे में दो वाक्य लिखो ।

उत्तर .

Day 3

कविता

तितली रानी

पृष्ठ संख्या ७१ का कार्य तथा कक्षा में उड़ने वाले विभिन्न जानवरों के बारे में बात किया जायेगा ।

तितली रानी कविता कक्षा में सुनी जाएगी ।

UOI:

Theme 5 – How We Express Ourselves

Task: 1

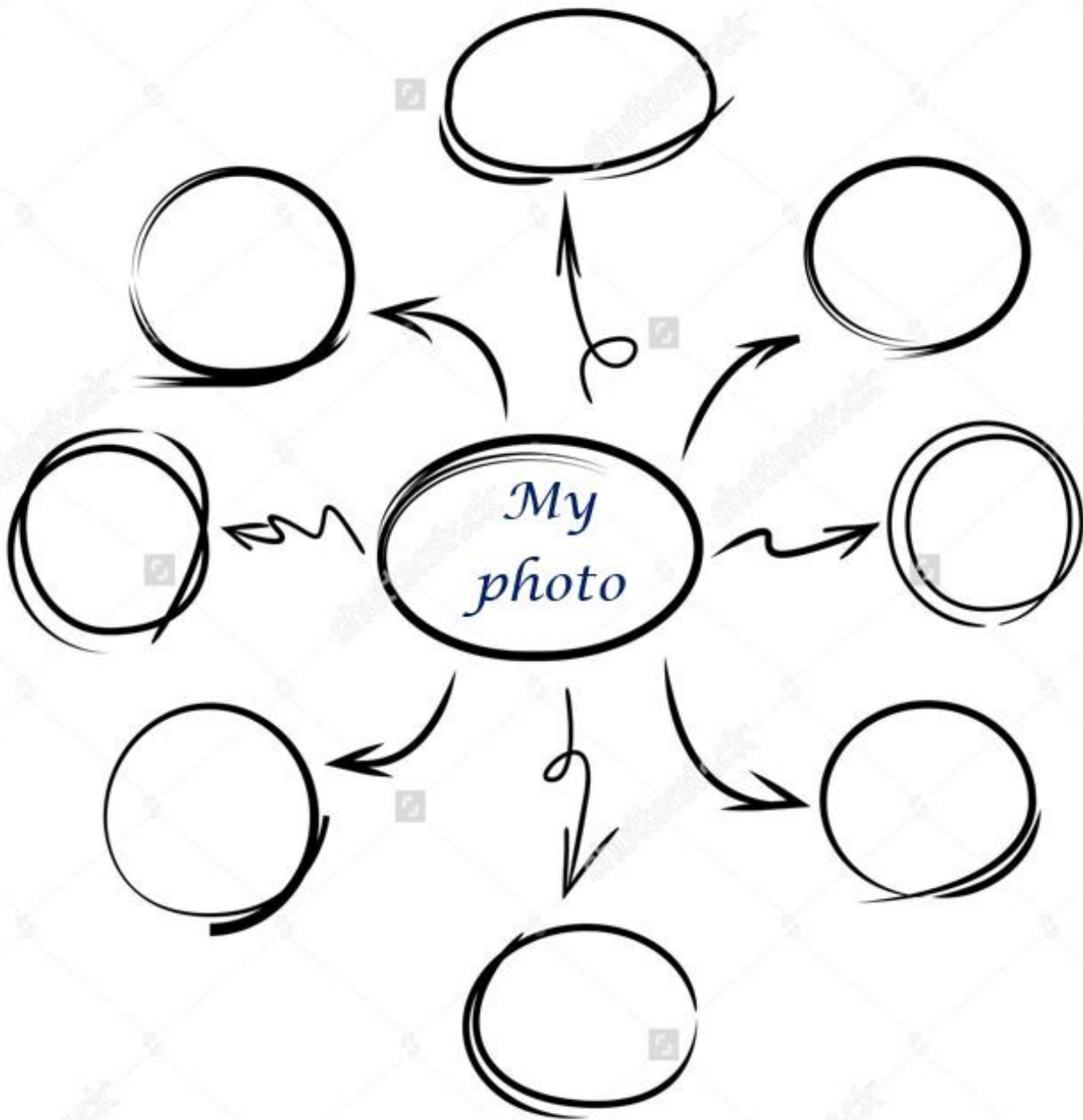
Dumb Charades

Task:2


Unwrapping of TD Theme

Make a theme page on various facial expressions (on coloured sheet)

[Grab your reader's attention with a great quote from the document or use this space to emphasize a key point. To place this text box anywhere on the page, just drag it.]



Draw a mind map on different ways to express yourself.





HOW TO EXPRESS FEELINGS

ASKING ABOUT FEELINGS

- How are you feeling today?
- You look sad/upset. Are you OK?
- You seem a little bit distracted. Are you alright?
- You seem kind of low today. What's wrong?
- You seem a little blue today. What's the matter?
- What's wrong?
- What's the matter?
- Are you OK/alright?
- Are you happy/angry...?
- Is everything OK/alright...?

EXPRESSING FEELINGS

- I feel a little sad/happy/angry/...
- I am a little sad/happy/angry/ ...
- To be honest, I'm a little bit sad/happy/ angry/...
- It's been a difficult day.
- The thing is that I am angry/sad/ ...
- I am mad at him /her...



GK:

Page number 48 in the book.

Music:

JINGLE BELLS

Dashing through the snow
In a one-horse open sleigh,
O'er the fields we go,
Laughing all the way.

Bells on bob-tails ring,
Making spirits bright.
What fun it is to ride and sing
A sleighing song tonight, oh!

Jingle bells, jingle bells,
Jingle all the way.
Oh what fun it is to ride
In a one-horse open sleigh, hey!

PE:

SA

Identify games played on different surfaces and share your understanding on your
Favorite graphics organizer.

Checklist

1. Neat Presentation
2. Appropriate Connection
3. Demonstrate Thinking Skill
4. Timely Submission